



KLH[®]

Ökobilanzierung (LCA) von KLH[®] - CLT Gebäuden

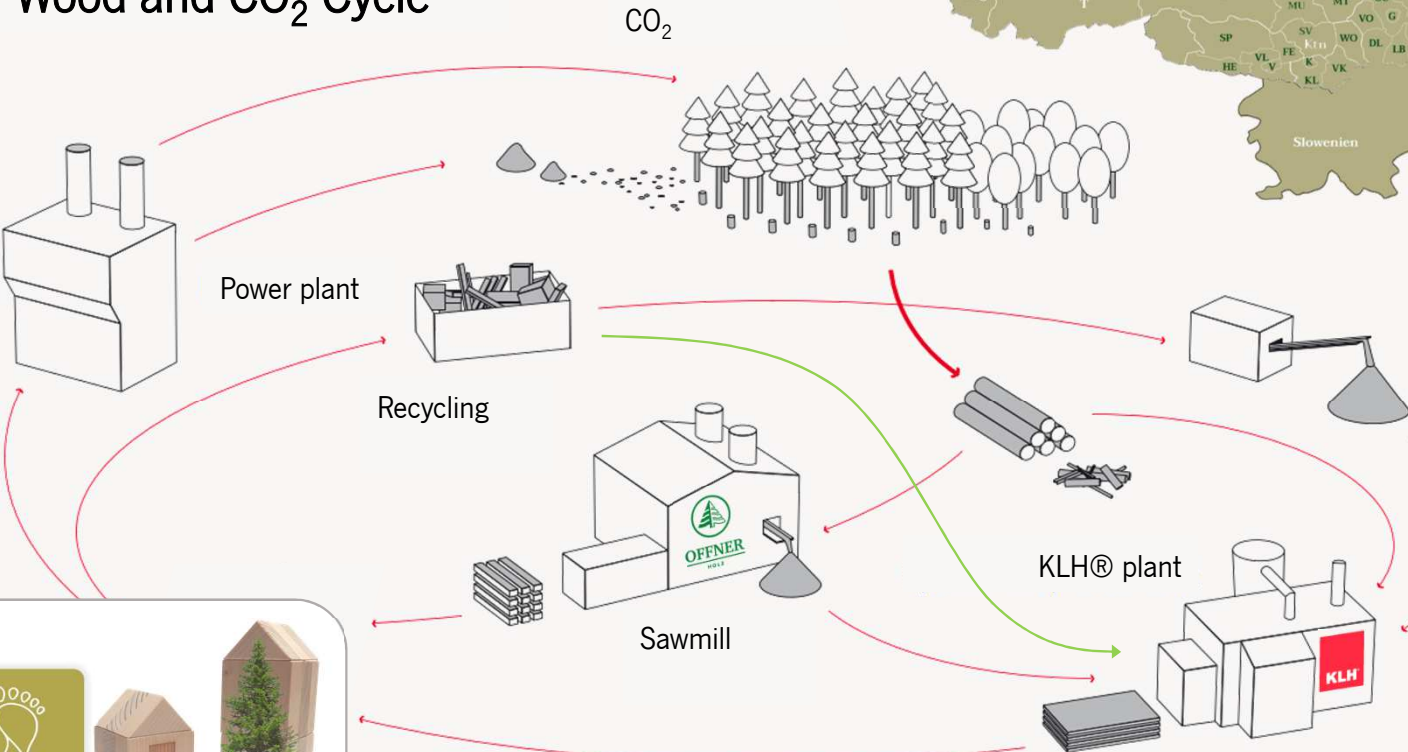
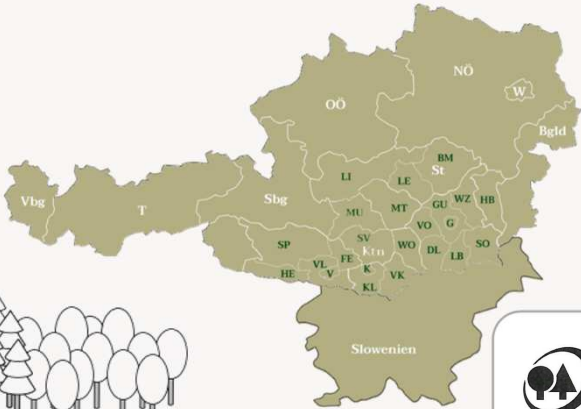
auf Basis der EPD und dem KLHdesigner co2

Andreas Wabl | KLHdesigner co2



KLH®

Wood and CO₂ Cycle



Building certificate



KLH®

Psychiatrie Wien/Ottakring



19.035 m² / 3.075 m³

KLH® - CLT Platten

10.980 m²

Wände (60 – 200 mm)

8.055 m²

Decken (160 – 240 mm)

125 m³

Brettschichtholz

80 m³

Konstruktionsholz

51 m³

Schalung

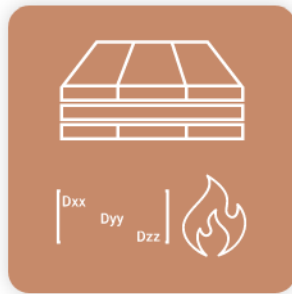
58 Transporte

ca. 53 m³ od. 25 [t] / Ladung

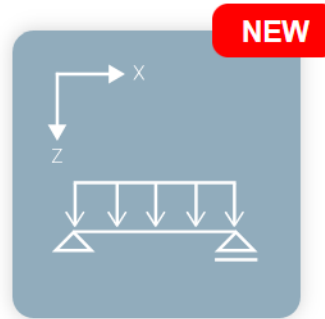


290 Transporte

Vergleich Ortbeton



data+



statics2d



co2

<https://www.klhdesigner.at/>