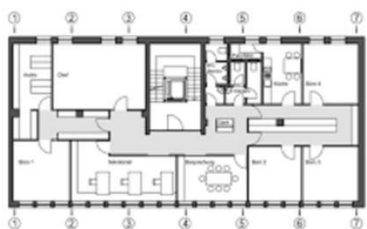
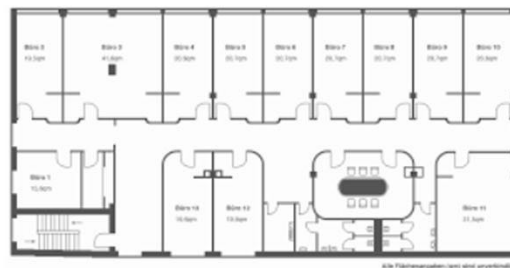
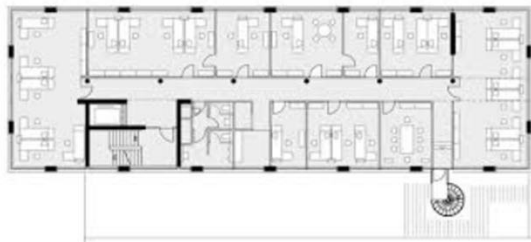
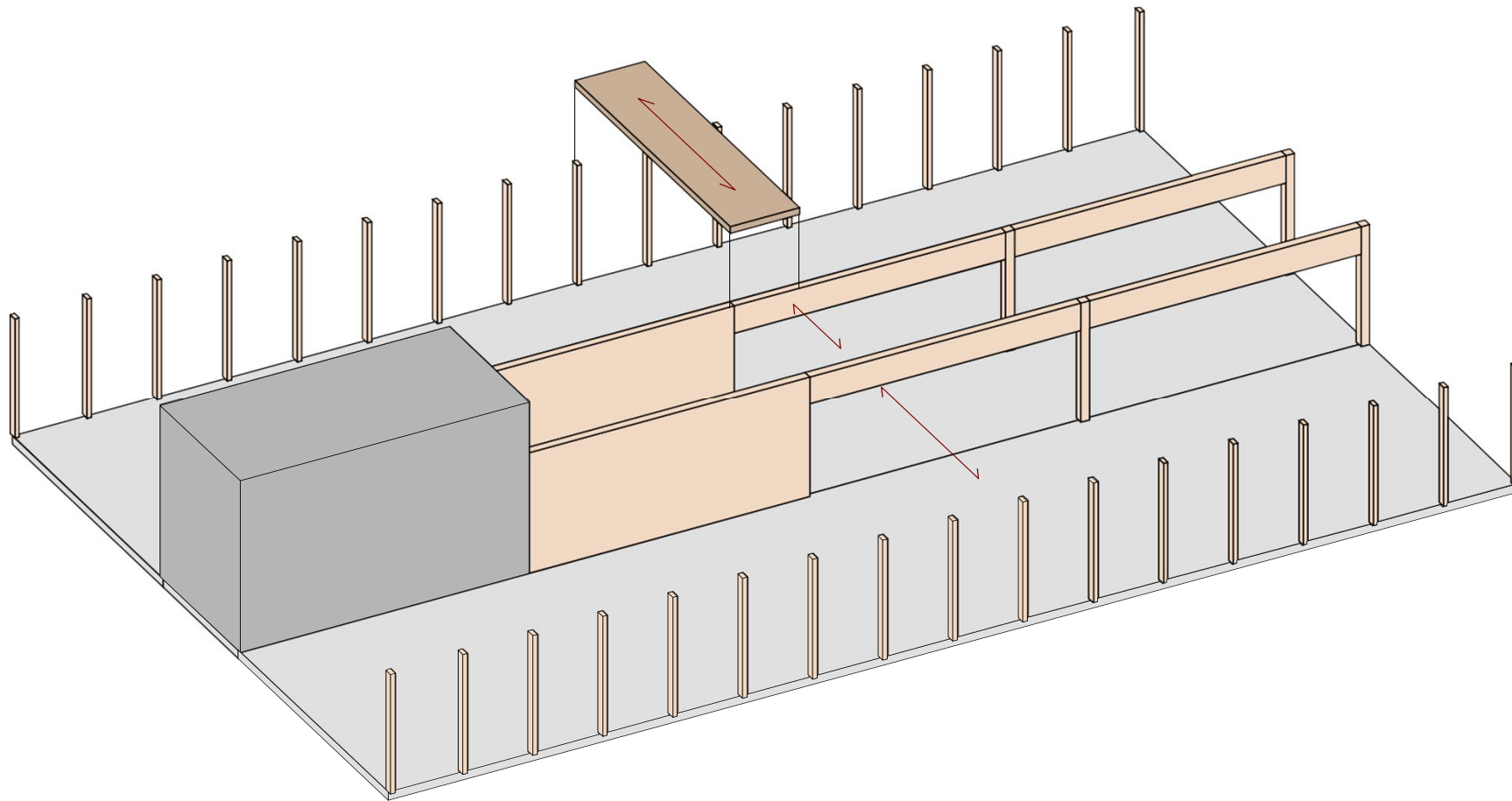


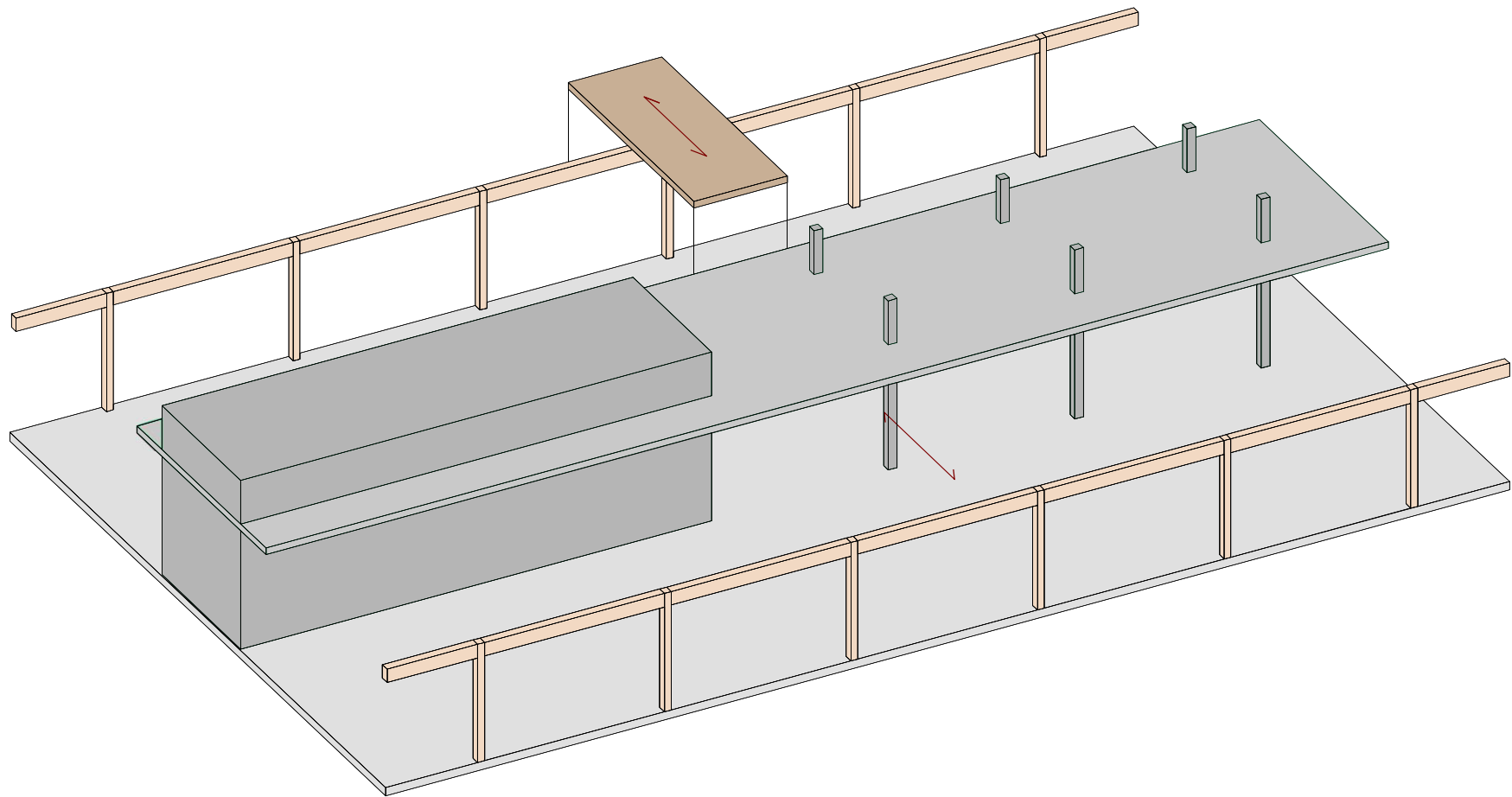
Mehrgeschossiger Holzbau Überlegungen zur Tragkonstruktion

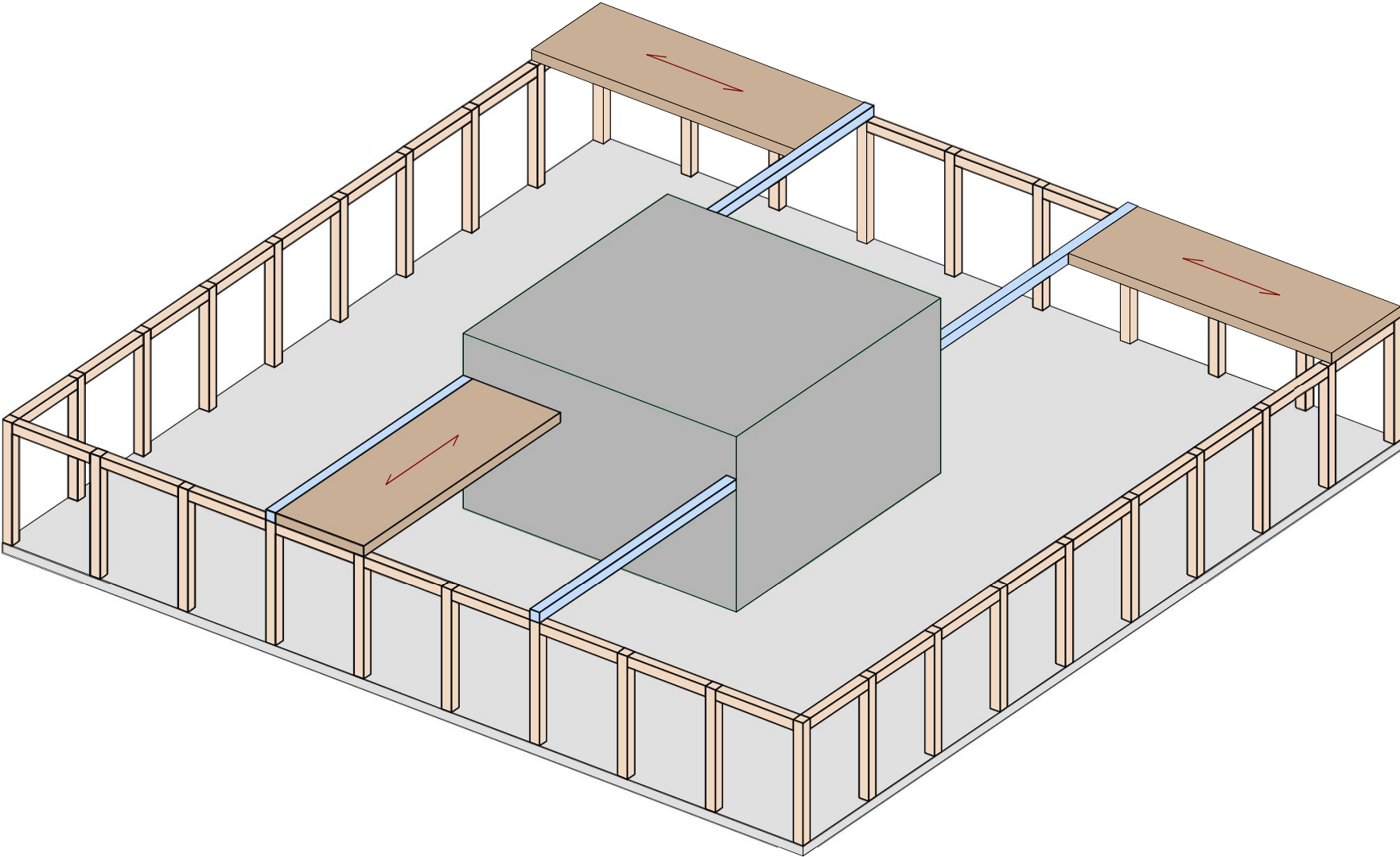
Spannweiten > 6 m
(Schulen / Büros)

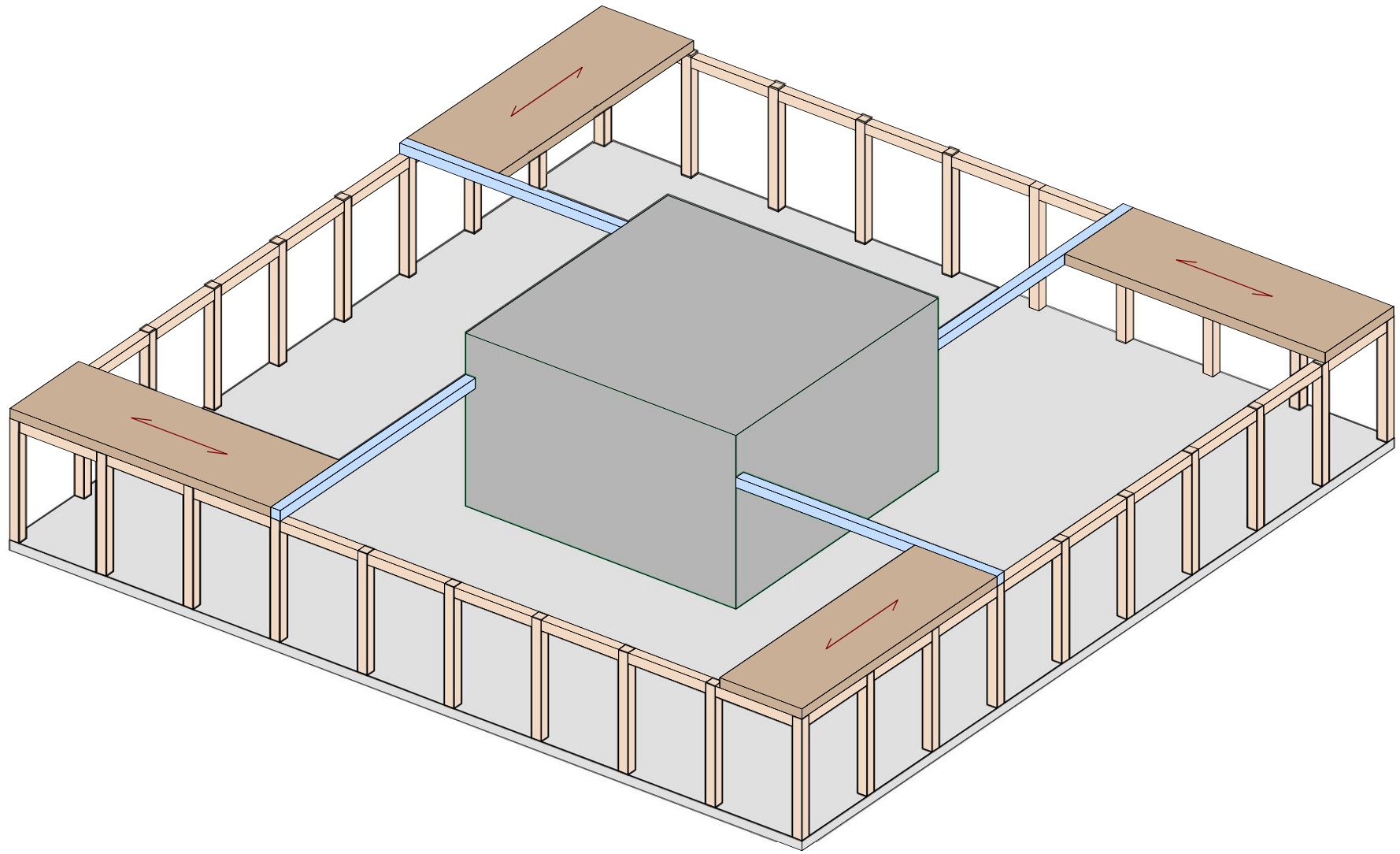
merz
kley
partner

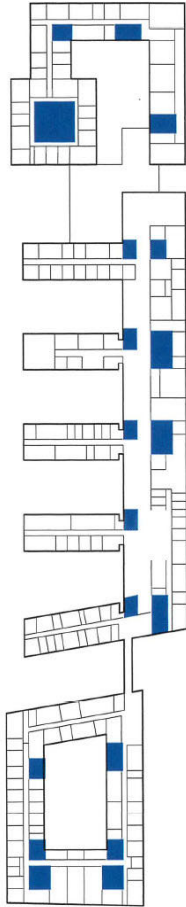




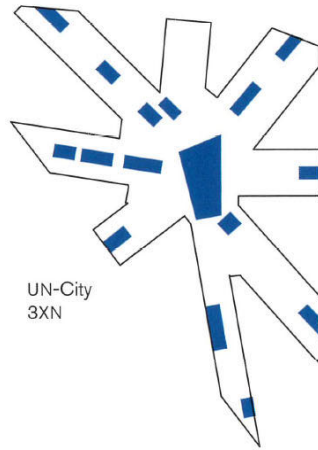




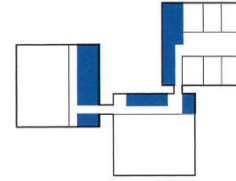




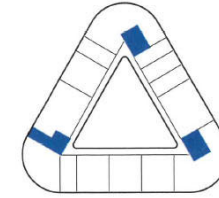
Allianz-Kai
HPP Architekten



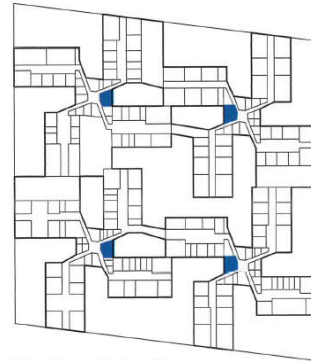
UN-City
3XN




Arbeitgeberverband Südwestmetall
Allmann Sattler Wappner Architekten



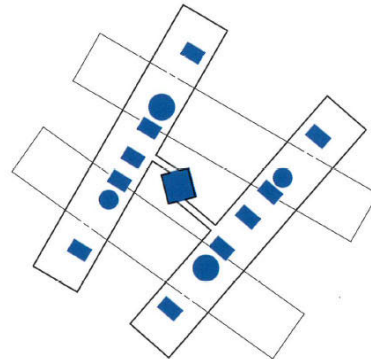
UFO-Lothaus
Dietz Joppien Architekten



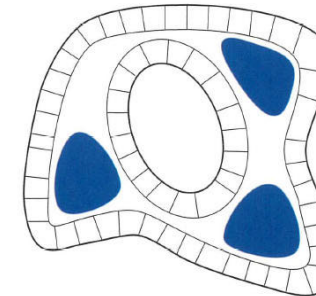
Bürohaus Swiss Re
BRT Architekten Bothe Richter Teherani



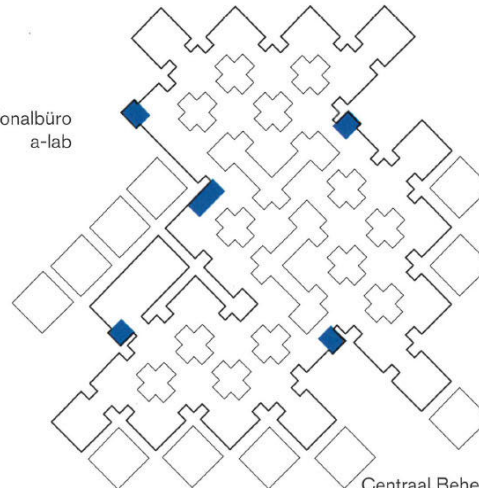
BMW-Hochhaus
Karl Schwanzer




Statoil Regional- und Internationalbüro
a-lab



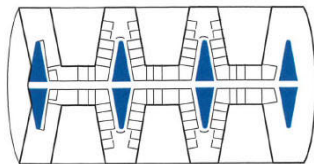
Cologne Oval Offices
Sauerbruch Hutton



Centraal Beherr
Herman Hertzberger



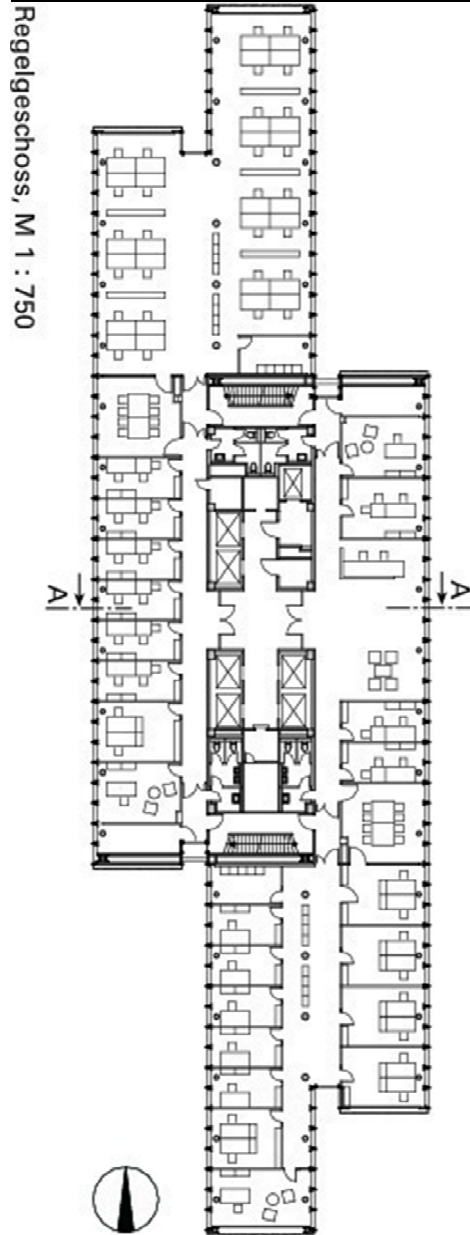
Willis Faber and Dumas Country Head Office
Norman Foster



Berliner Bogen
BRT Architekten Bothe Richter Teherani

Dreischeibenhaus, Düsseldorf

Architekt: HPP Hentrich-Petschnigg und Partner, Düsseldorf

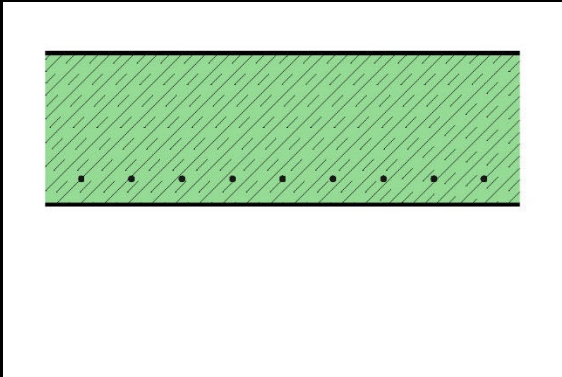


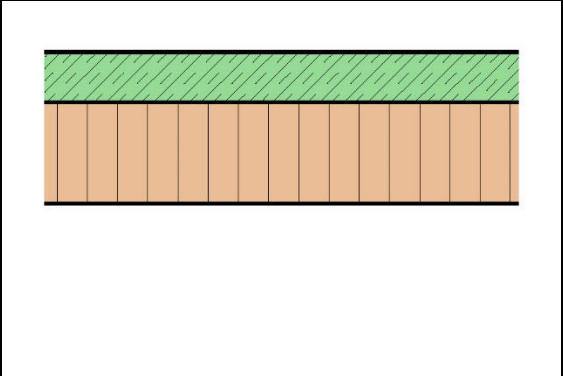
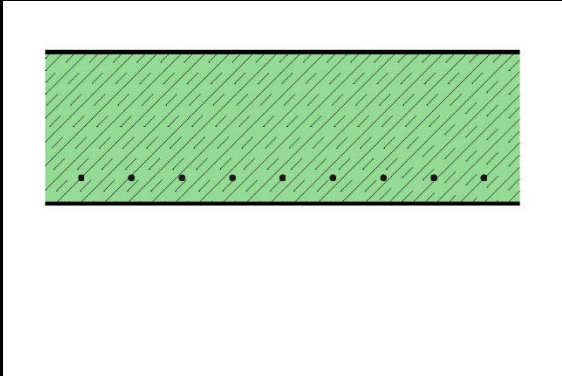
Carlsberg-Areal, København

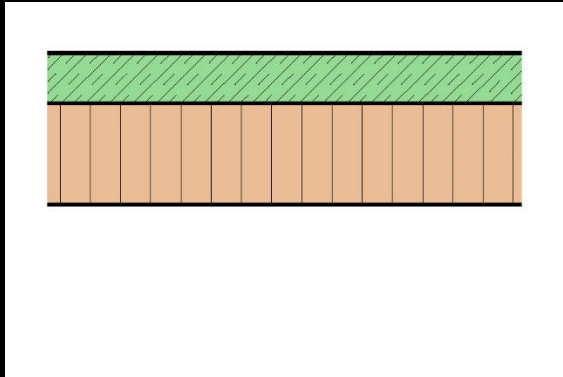
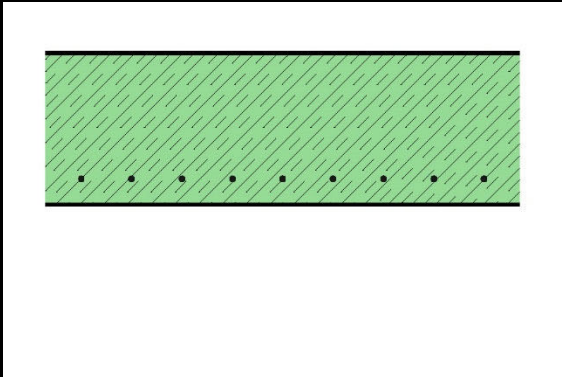
Architekt: CF Møller, København



Decke



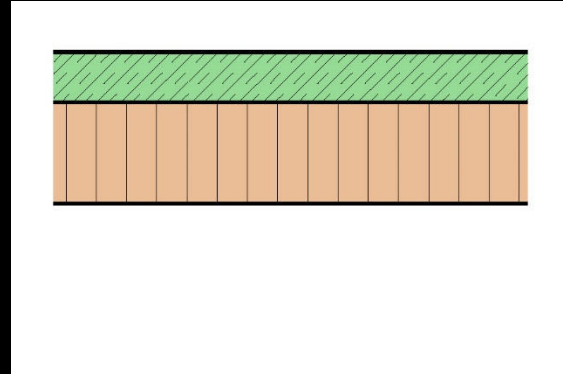
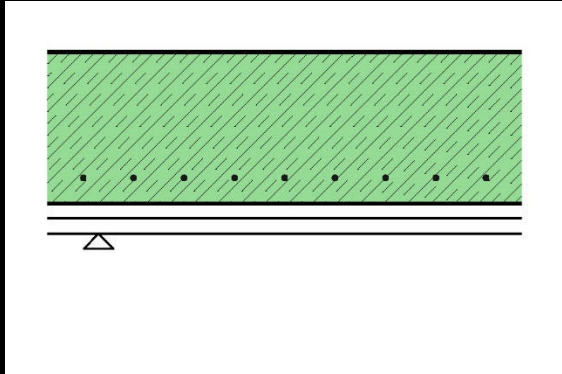




Kosten

100 € / m²
+ + +

150 € / m²
- - -



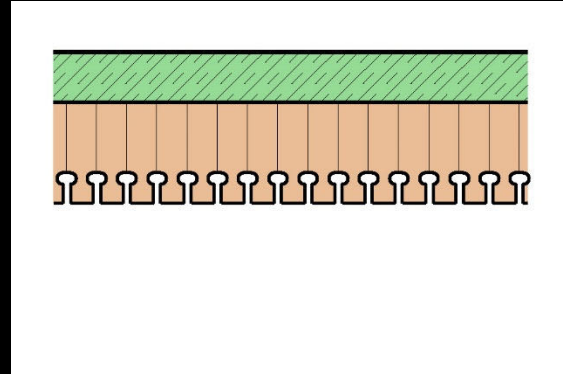
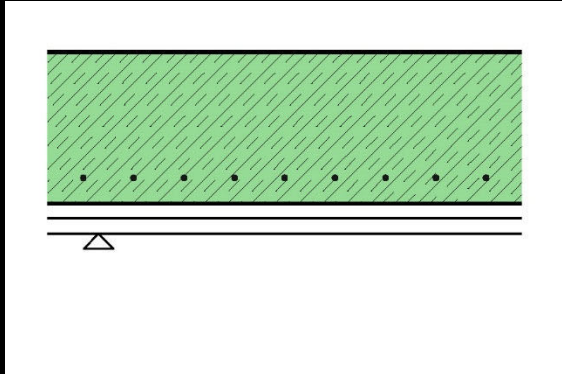
Kosten

100 € / m²
+ + +

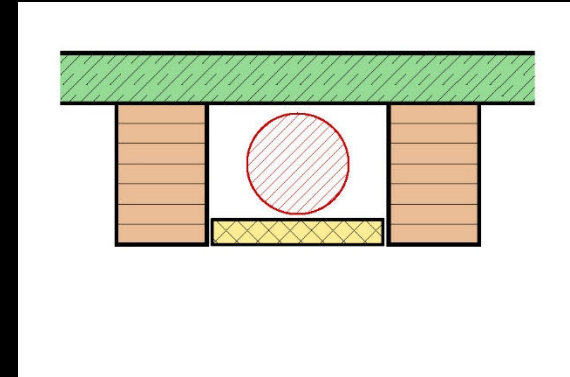
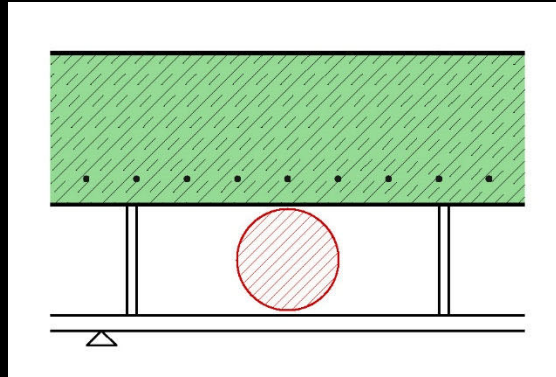
150 € / m²
- - -

Optik

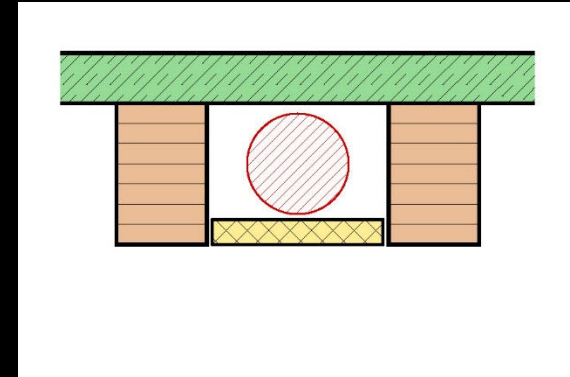
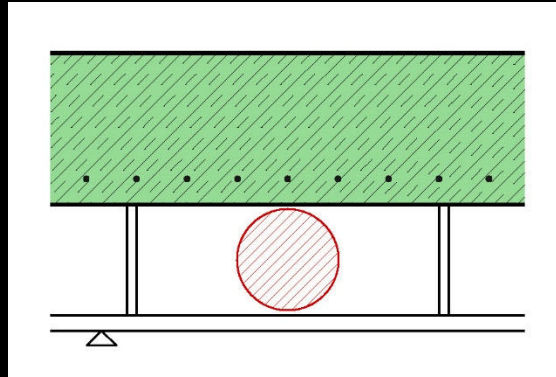
+



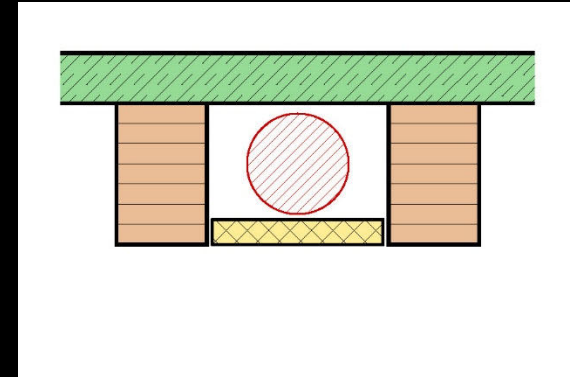
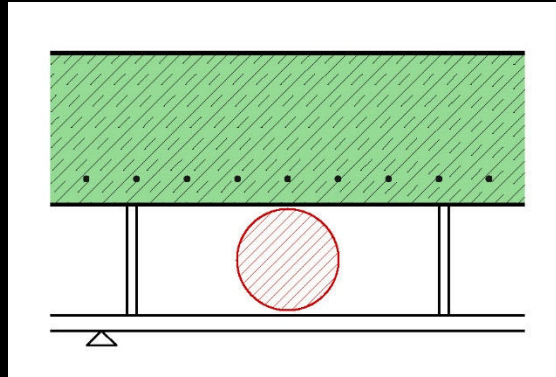
Kosten	<p>100 € / m²</p> <p>+ + +</p>	<p>150 € / m²</p> <p>- - -</p>
Optik		+
Akustik		+



Kosten	<p>100 € / m²</p> <p>+ + +</p>	<p>150 € / m²</p> <p>- - -</p>
Optik		+
Akustik		+
Zusatznutzen		+



Kosten	100 € / m ² + + +	150 € / m ² - - -
Optik		+
Akustik		+
Zusatznutzen		+
Ökologie, Bauzeit		+

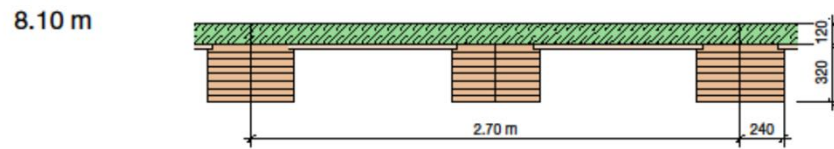
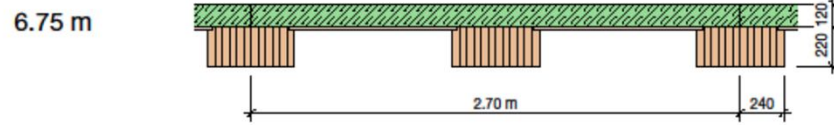
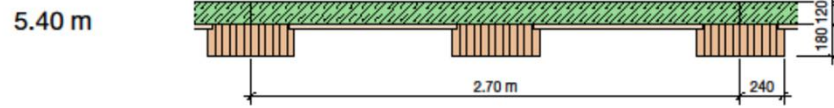


Kosten	100 € / m ² + + +	150 € / m ² - - -
Optik		+
Akustik		+
Zusatznutzen		+
Ökologie, Bauzeit		+
		

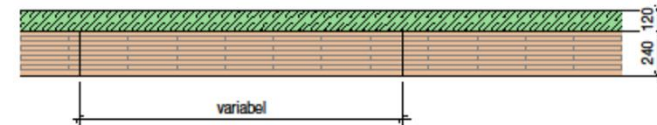
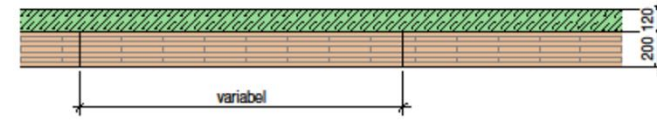
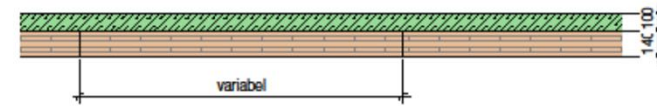


Deckendimensionen

Spannweite Rippendecke



Flachdecke



Annahmen

- Nutzlast: 5 kN/m²
- Auflast: Hohlraumboden 1.5 kN/m²
- Material:
 - Beton C30/37
Schwinden $\epsilon_s = 0.35$
 - Holz BSH GL24h
BSP C 24
- Verformung: DIN EN 1995

PROJEKT
NO. 47
merz
kley
partner
AG
04.05.2020/mer
BRUNNEN
München

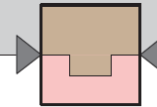
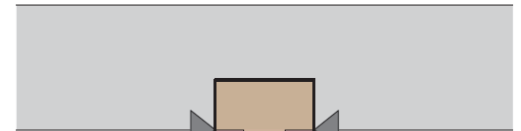
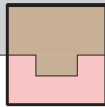
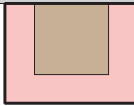
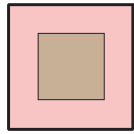

Datum:
 gezeichnet:
 gezeichnet:
 gezeichnet:
 gezeichnet:

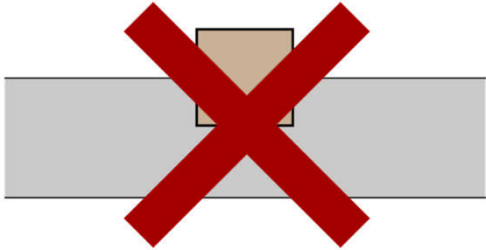
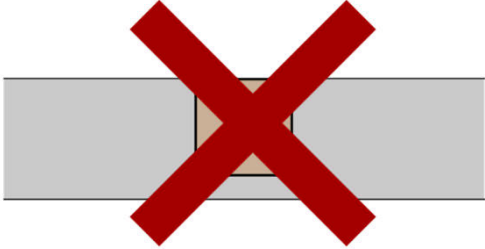
Entwurfsplan
 Index
 Änderung
 Index
 c
 b
 a

München Eisenheimerstrasse
 Dimensionen Rohdecke
 Plan Nr.

XX

Thematik Stützen









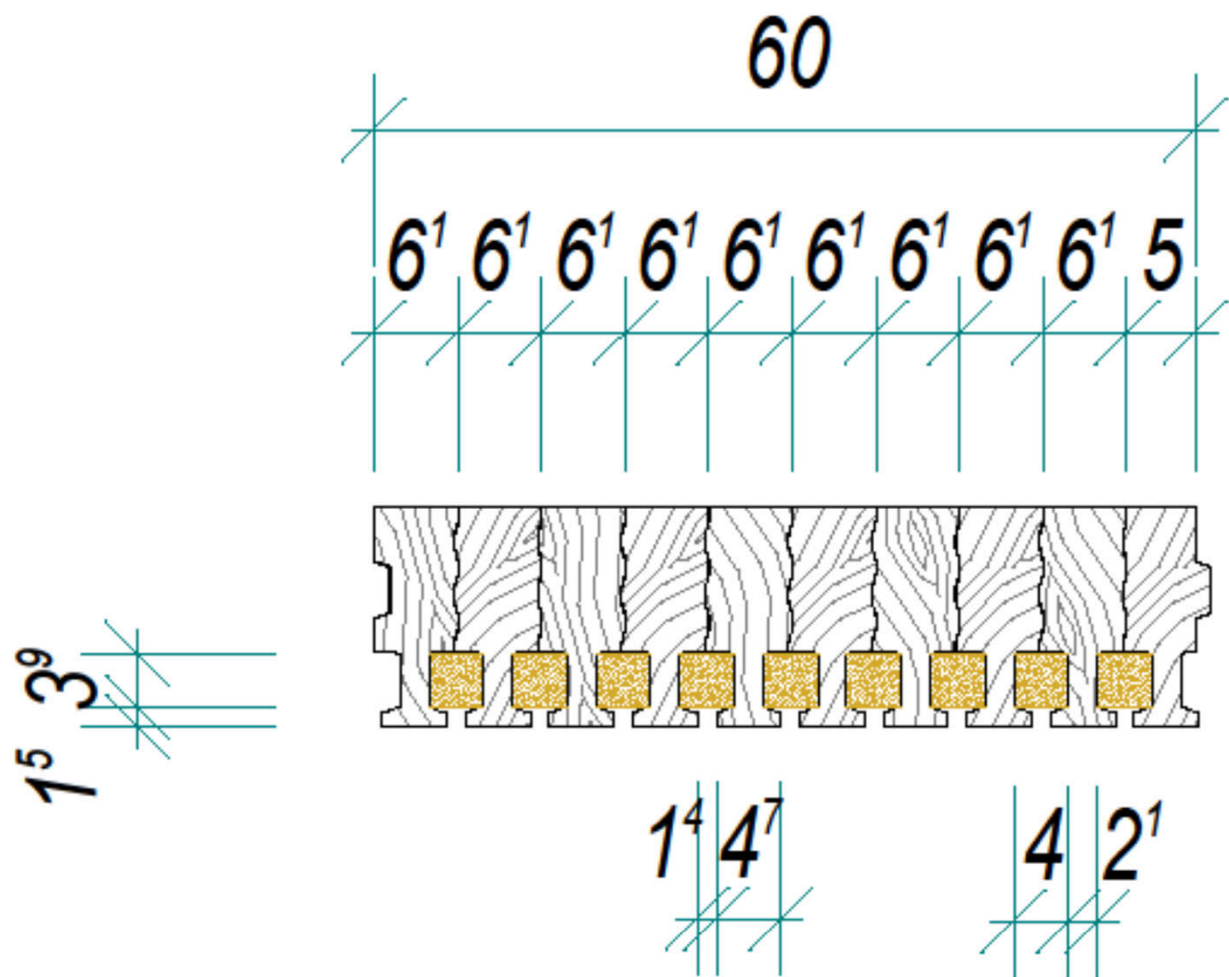


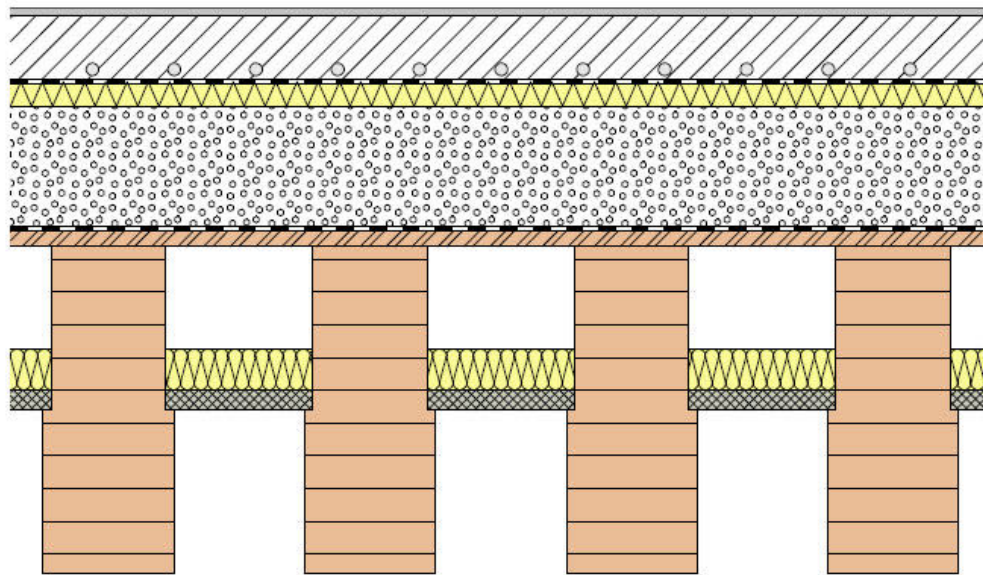


Raumakustik







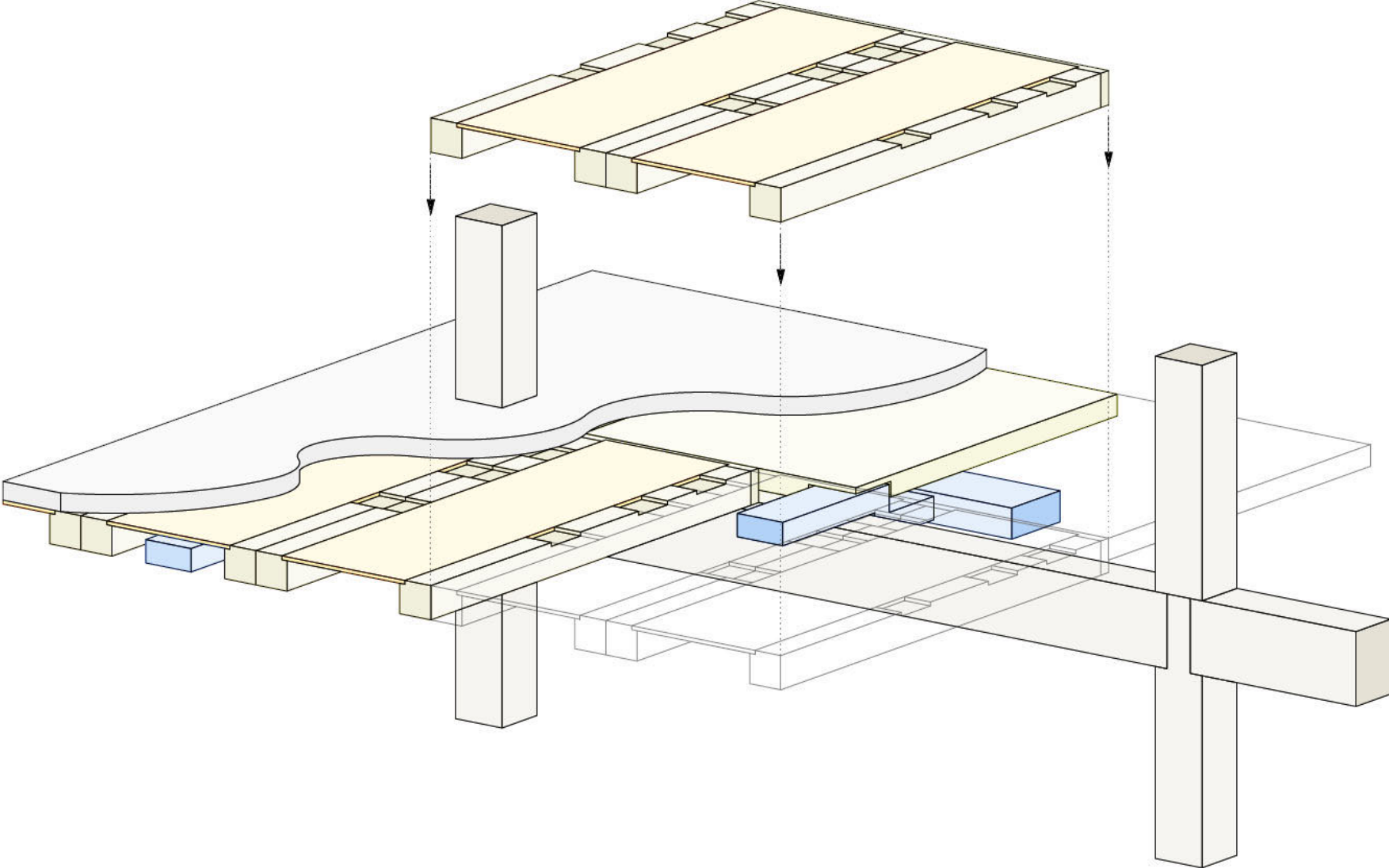


- 10 mm Eiche Parkett
- 80 mm Estrich
- Trennlage
- 30 mm Trittschalldämmung
- 150 mm Schüttung 60 kg/m²
- Rieselschutz
- 32 mm OSB
- 50 mm Dämmung
- 25 mm Heraklith
- 400 mm Rippen 160/400, e=0,32 m



Haustechnik





AXONOMETRIE INNENACHSE












Illwerke Zentrum, Montafon

Architekt: Hermann Kaufmann, Schwarzach



Legero Headquarter, Graz

Architekt: Dietrich Untertrifaller, Bregenz



Bürogebäude Sägen 6, Dornbirn

Architekt: Johannes Kaufmann, Dornbirn



Bürogebäude Elsenheimerstrasse, München

Architekt: Oliv, München



Umweltbank Nürnberg

Architekt: Spengler Wischolak, Hamburg



iCampus, München
Architekt: CF Möller, Kopenhagen

iCAMPUS BAUFELD GE3

im Werksviertel München

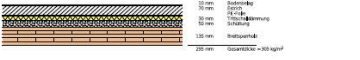

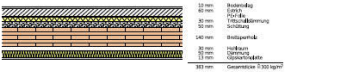



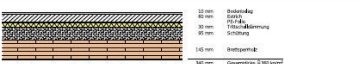

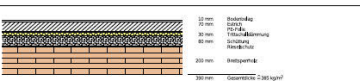



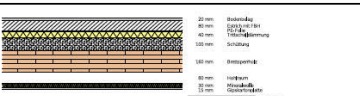

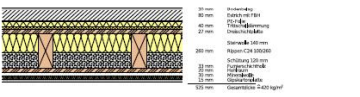

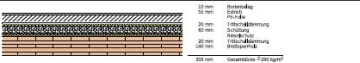

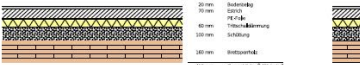

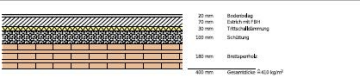

9-10-2020

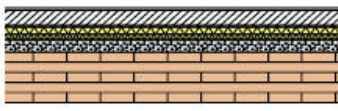
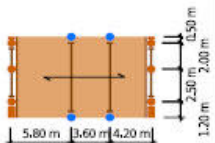
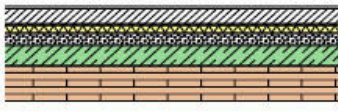
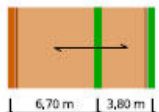
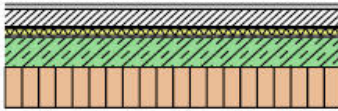
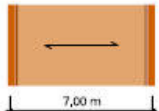
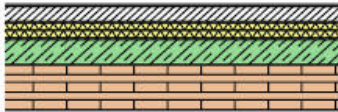
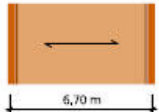
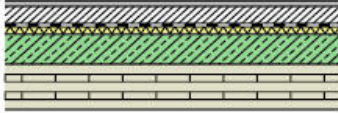


CF MÖLLER
ARCHITECTS

Spannweiten < 5 m (Wohnen)

Deckensysteme in Wohngebäuden

Projekt	Brand	Deckenaufbau	Statisches System	Link
01 Ludesch Vogewosi 2002 Hermann Kaufmann ZT GmbH A.Schwarzach	REI60	 <ul style="list-style-type: none"> 10 mm Betonbelag 50 mm Gips 40 mm PE-Folie 40 mm Trittschallminderung 30 mm Schüttung 100 mm Bettsperre 200 mm Gesamtdicke 2.40 kg/m² 	 <p>3,85 m 3,05 m</p>	
02 Teifls Wohnanlage 2003 Hermann Kaufmann ZT GmbH A.Schwarzach	REI60	 <ul style="list-style-type: none"> 10 mm Betonbelag 50 mm Gips 40 mm PE-Folie 40 mm Trittschallminderung 30 mm Schüttung 140 mm Bettsperre 100 mm Holzlager 20 mm Gips 20 mm Gips 30 mm Gesamtdicke 2.00 kg/m² 	 <p>0,25 m 3,85 m 4,40 m</p> <p>3,85 m 3,05 m</p>	
03 Speicher Alterszentrum 2005 Affolter und Kempfer CH-St.Gallen	REI60	 <ul style="list-style-type: none"> 10 mm Betonbelag 50 mm Gips 22 mm PE-Folie 40 mm Trittschallminderung 140 mm Bettsperre 20 mm Holzlager 20 mm Gips 20 mm Gips 20 mm Gesamtdicke 1.90 kg/m² 	 <p>3,10 m 4,00 m</p>	
04 Wien Mühlweg 2005 Hermann Kaufmann ZT GmbH A.Schwarzach	REI60	 <ul style="list-style-type: none"> 10 mm Betonbelag 50 mm Gips 40 mm PE-Folie 40 mm Trittschallminderung 30 mm Schüttung 140 mm Bettsperre 140 mm Gesamtdicke 2.00 kg/m² 	 <p>3,85 m 4,15 m</p> <p>2,80 m</p>	Bilder
05 Jenbach Neue Heimat Tirol 2011 Hermann Kaufmann ZT GmbH A.Schwarzach	REI60	 <ul style="list-style-type: none"> 10 mm Betonbelag 50 mm Gips 40 mm PE-Folie 40 mm Trittschallminderung 30 mm Schüttung 140 mm Bettsperre 200 mm Gesamtdicke 2.40 kg/m² 	 <p>3,10 m 6,60 m</p> <p>0,25 m 0,25 m 0,25 m</p> <p>0,25 m 0,25 m</p>	
06 München-Sendling GWG 2012 Kaufmann Lichtblau Architekten D-München	REI60	 <ul style="list-style-type: none"> 10 mm Betonbelag 50 mm Gips 40 mm PE-Folie 40 mm Trittschallminderung 30 mm Schüttung 100 mm Bettsperre 200 mm Gesamtdicke 1.90 kg/m² 	 <p>5,35 m</p> <p>1,85 m</p>	Bilder
07.1 St. Gallen Roelli 2012 Dietrich Untertfeller Stahel Architekten CH-St. Gallen	REI30	 <ul style="list-style-type: none"> 20 mm Betonbelag 80 mm Gips mit PE 40 mm PE-Folie 40 mm Trittschallminderung 40 mm Schüttung 180 mm Bettsperre 80 mm Holzlager 20 mm PE-Folie 20 mm Gips 20 mm Gips 20 mm Gesamtdicke 2.44 kg/m² 	 <p>2,70 m 4,40 m</p>	
07.2 St. Gallen Roelli 2012 Dietrich Untertfeller Stahel Architekten	REI30	 <ul style="list-style-type: none"> 10 mm Betonbelag 80 mm Gips mit PE 40 mm PE-Folie 40 mm Trittschallminderung 27 mm Schüttung 200 mm Bettsperre 20 mm Holzlager 20 mm PE-Folie 20 mm Gips 20 mm Gips 20 mm Gesamtdicke 1.44 kg/m² 	 <p>7,15 m</p> <p>3,30 m 2,30 m</p>	
08 Absam Neue Heimat Tirol 2013 Hermann Kaufmann ZT GmbH A.Schwarzach	REI60	 <ul style="list-style-type: none"> 10 mm Betonbelag 50 mm Gips 40 mm PE-Folie 40 mm Trittschallminderung 30 mm Schüttung 140 mm Bettsperre 200 mm Gesamtdicke 1.90 kg/m² 	 <p>3,80 m 3,80 m</p> <p>1,80 m 2,80 m</p>	
09 Saurstoffi Rotkreuz 2014 Müller Sigrist Architekten AG CH Zürich	REI60	 <ul style="list-style-type: none"> 10 mm Betonbelag 50 mm Gips 40 mm PE-Folie 40 mm Trittschallminderung 30 mm Schüttung 140 mm Bettsperre 410 mm Gesamtdicke 1.90 kg/m² 	 <p>3,50 m 4,50 m</p> <p>2,50 m</p>	
10 Würzburg Hubland 2017 Deppisch Architekten D-Freising	REI60	 <ul style="list-style-type: none"> 20 mm Betonbelag 70 mm Gips mit PE 30 mm PE-Folie 40 mm Trittschallminderung 180 mm Schüttung 180 mm Bettsperre 400 mm Gesamtdicke 1.40 kg/m² 	 <p>5,80 m 3,00 m</p>	

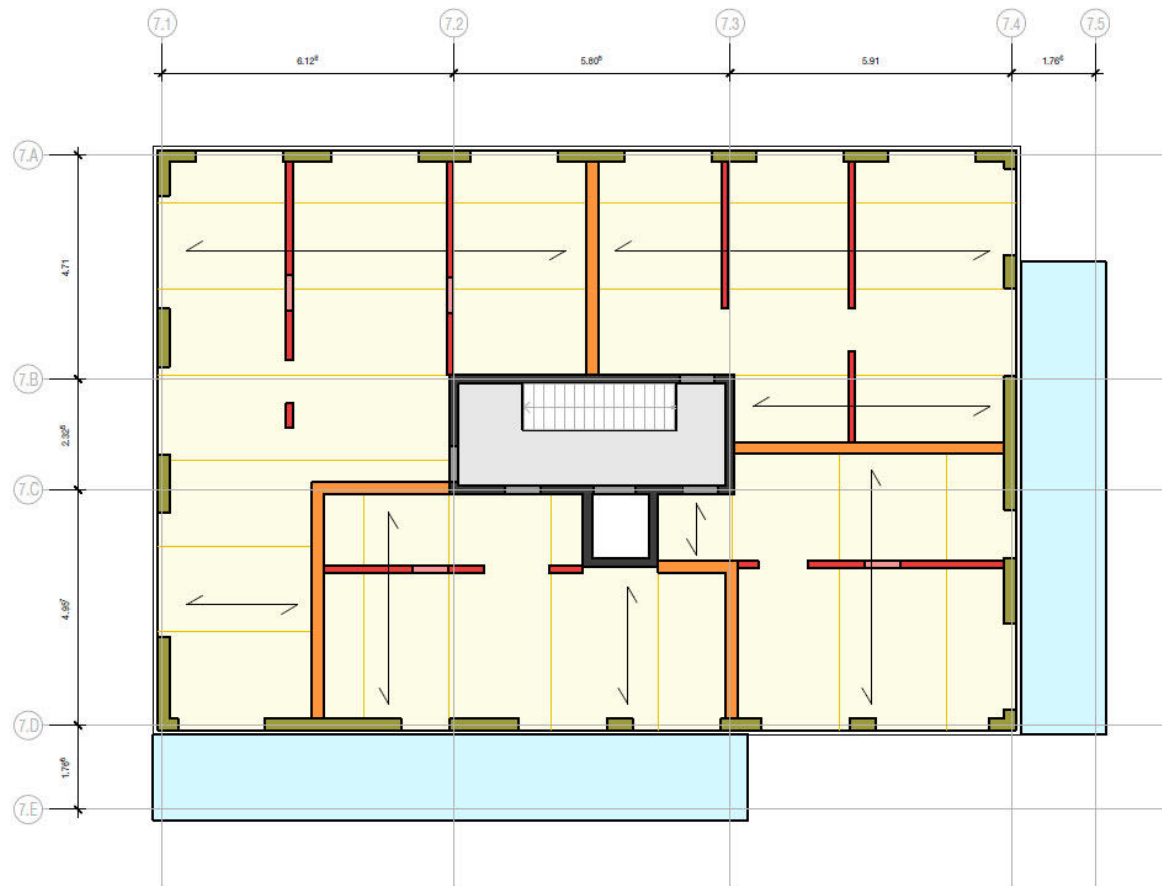
Projekt	Brand	Deckenaufbau	Statisches System																								
11.1 Wien Paulasgasse 2015 Riepl Kaufmann Bammer Architektur A-Wien	REI60	 <p>10 mm Bodenbelag 60 mm Estrich 30 mm PE-Folie 20 mm Trittschalldämmung 50 mm Trittschalldämmung Schüttung 200 mm Brettsperrholz 370 mm Gesamtdicke $\rho = 320 \text{ kg/m}^3$</p>	 <p>5,80 m 3,60 m 4,20 m 1,20 m 2,00 m</p>																								
11.2 Wien Paulasgasse 2015 Riepl Kaufmann Bammer Architektur	REI60	 <p>10 mm Bodenbelag 60 mm Estrich 30 mm PE-Folie 50 mm Trittschalldämmung Schüttung 80 mm Stahlbeton 140 mm Brettsperrholz 370 mm Gesamtdicke $\rho = 485 \text{ kg/m}^3$</p>	 <p>6,70 m 3,80 m</p>																								
12 Altusried Postresidenz 2017 F64 Architekten D-Kempten	REI30	 <p>20 mm Bodenbelag 70 mm Estrich mit Faser 3 mm Trittschalldämmung 30 mm Trittschalldämmung Abdichtung 120 mm Stahlbeton 160 mm Brettsperrdecke 403 mm Gesamtdicke $\rho = 260 \text{ kg/m}^3$</p>	 <p>7,00 m</p>																								
13 München Spengelhof 2017 Hirner & Riehl Architekten D-München	REI60	 <p>10 mm Bodenbelag 60 mm Estrich 30 mm PE-Folie 30 mm Trittschalldämmung Ausschüttung PE-Folie 100 mm Stahlbeton 180 mm Brettsperrholz 410 mm Gesamtdicke $\rho = 540 \text{ kg/m}^3$</p>	 <p>6,70 m</p>																								
100 Allgemein	F60	 <p>Bodenbelag Estrich PE-Folie Trittschalldämmung Aufbeton Brettsperrholz</p>	<table border="1"> <thead> <tr> <th>h_{max} [mm]</th> <th>h_{min} [mm]</th> <th>L_{min} [m]</th> </tr> </thead> <tbody> <tr> <td>80</td> <td>120*</td> <td>5,50</td> </tr> <tr> <td></td> <td>140</td> <td>6,00</td> </tr> <tr> <td>100</td> <td>140</td> <td>6,25</td> </tr> <tr> <td></td> <td>160</td> <td>7,00</td> </tr> <tr> <td>120</td> <td>160</td> <td>7,25</td> </tr> <tr> <td></td> <td>180</td> <td>7,50</td> </tr> <tr> <td>140</td> <td>180</td> <td>8,00</td> </tr> </tbody> </table> <p><small>* = Standardhöhe [1]</small></p>	h_{max} [mm]	h_{min} [mm]	L_{min} [m]	80	120*	5,50		140	6,00	100	140	6,25		160	7,00	120	160	7,25		180	7,50	140	180	8,00
h_{max} [mm]	h_{min} [mm]	L_{min} [m]																									
80	120*	5,50																									
	140	6,00																									
100	140	6,25																									
	160	7,00																									
120	160	7,25																									
	180	7,50																									
140	180	8,00																									







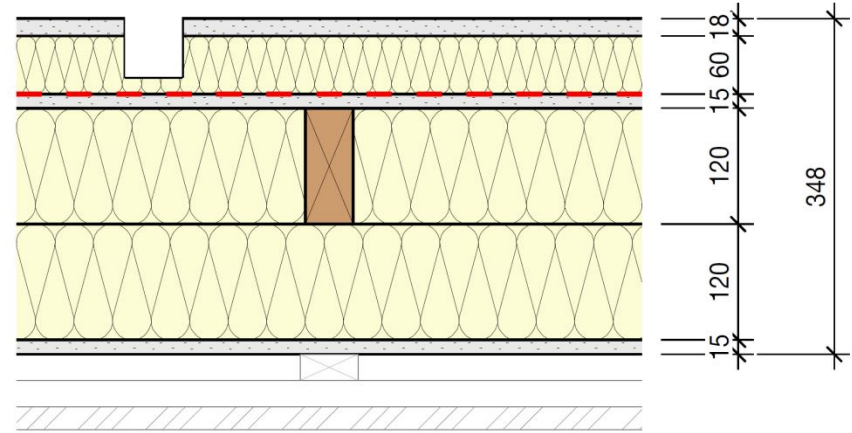
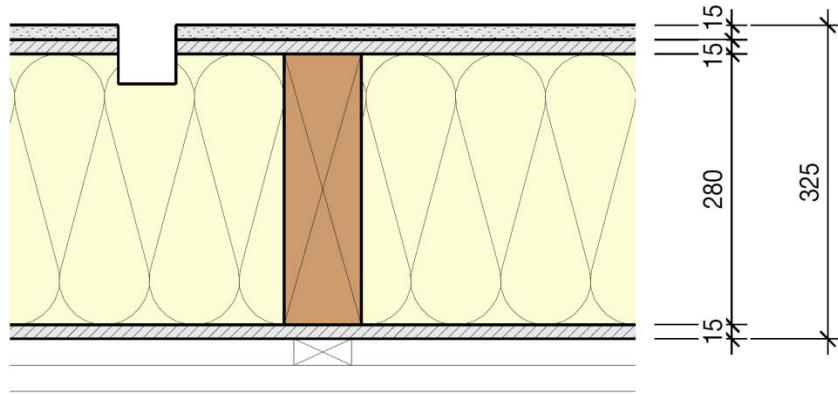
Regelgeschoss



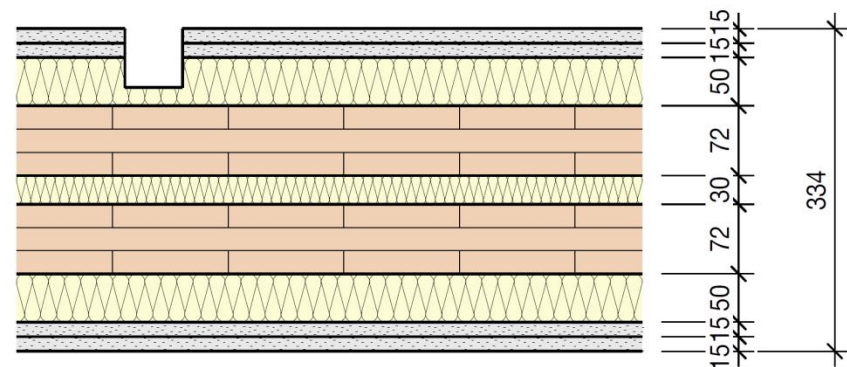
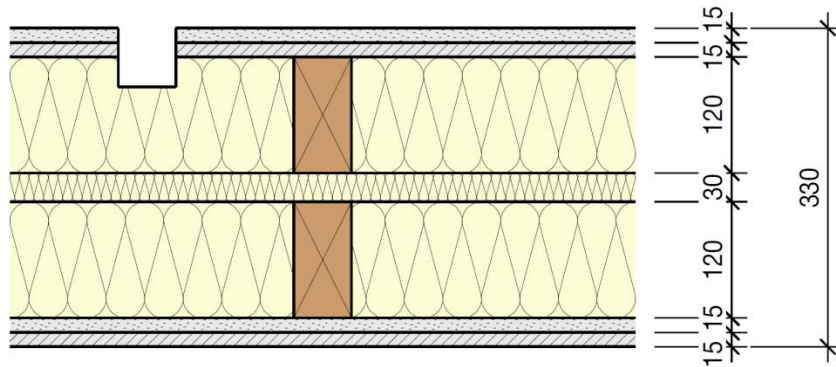
Legende

- Decke EG – 2. OG
- Decke Treppenhaus
- Balkon
- Außenwand
- Wohnungstrennwand
- Innenwand tragend
- Treppenhauswand

Außenwand

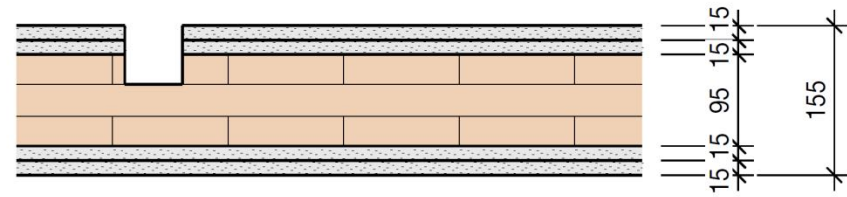
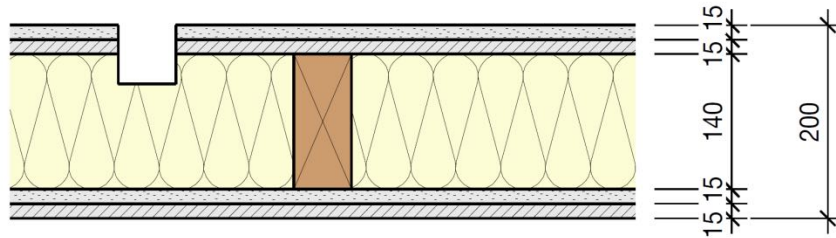


Wohnungstrennwand



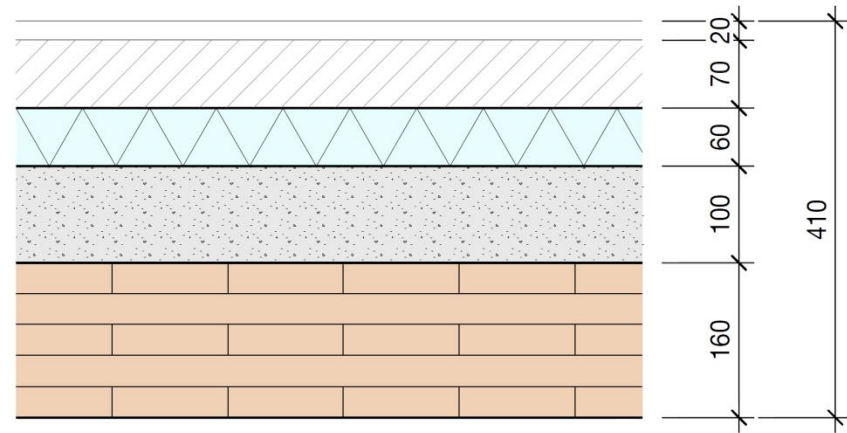
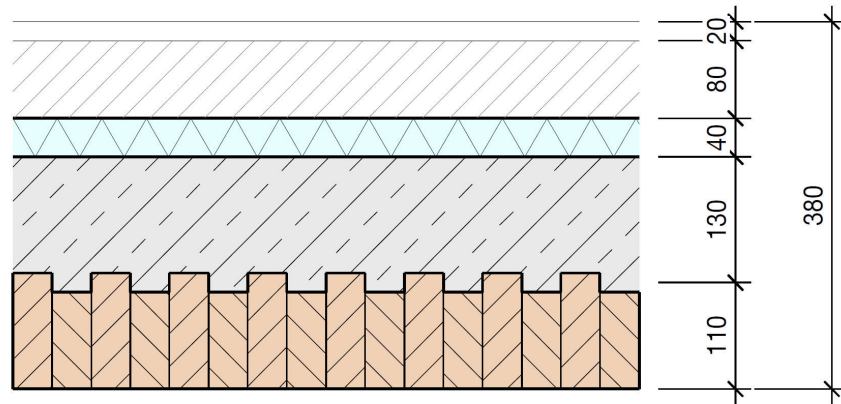
Wohnungstrennwand	301 Fr./m ²	349 Fr./m ²
Preisdifferenz in %	100%	116%

Innenwand



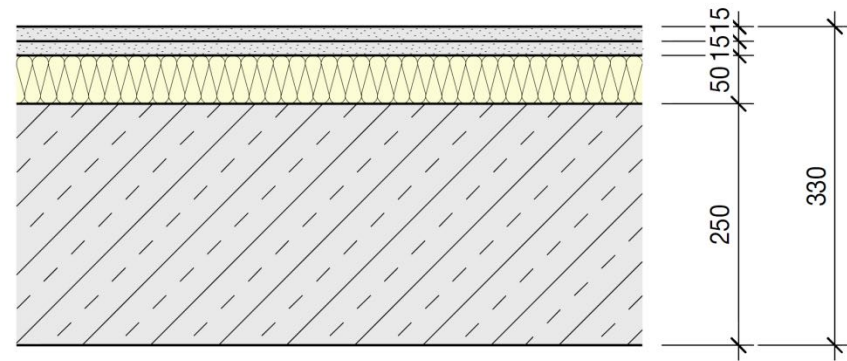
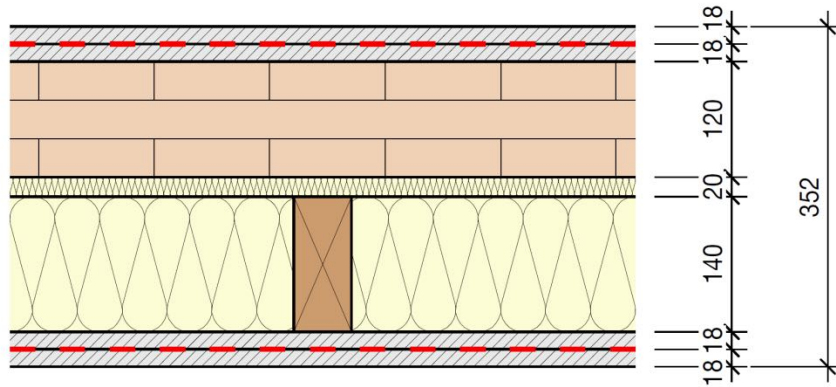
Innenwand	234 Fr./m ²	271 Fr./m ²
Preisdifferenz in %	100% 	116%

Decke

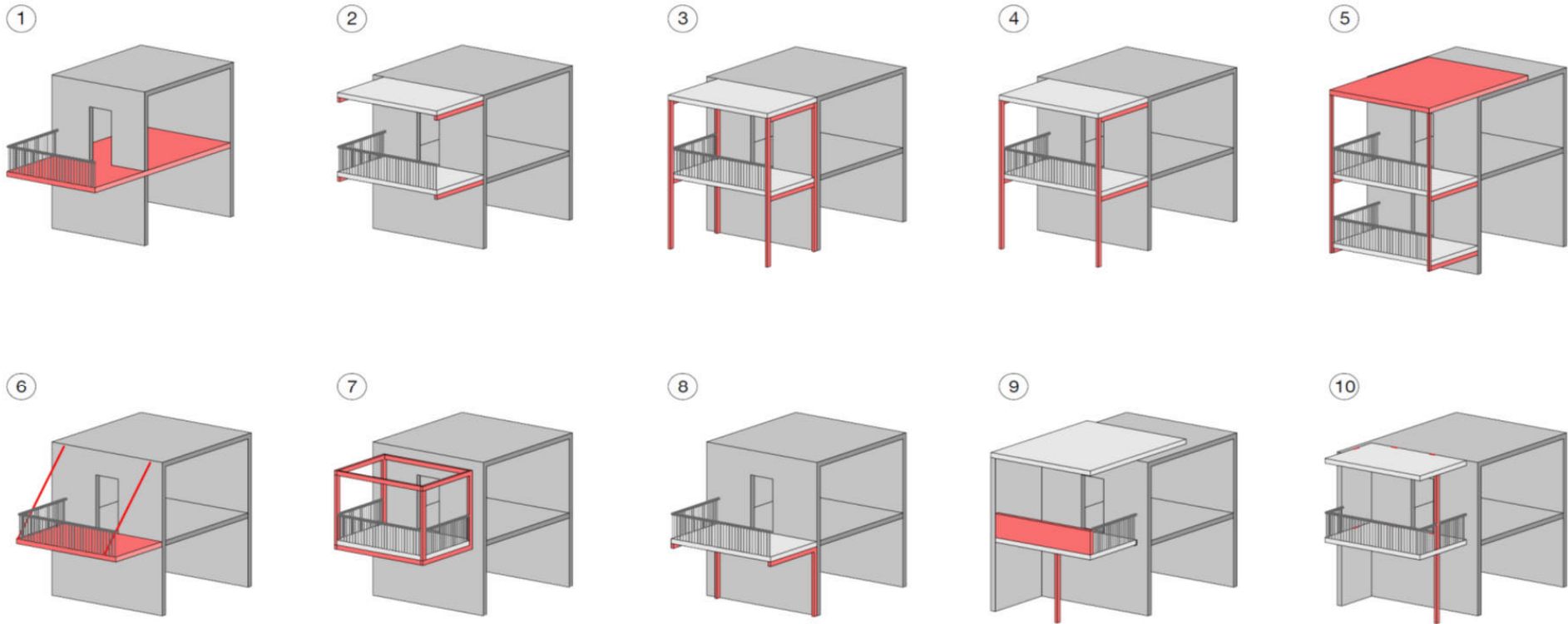


Decke	265 Fr./m ²	222 Fr./m ²
Preisdifferenz in %	119%	100%

Treppenhauswand



Treppenhauskern	664 Fr./m ²	277 Fr./m ²
Preisdifferenz in %	239%	100%



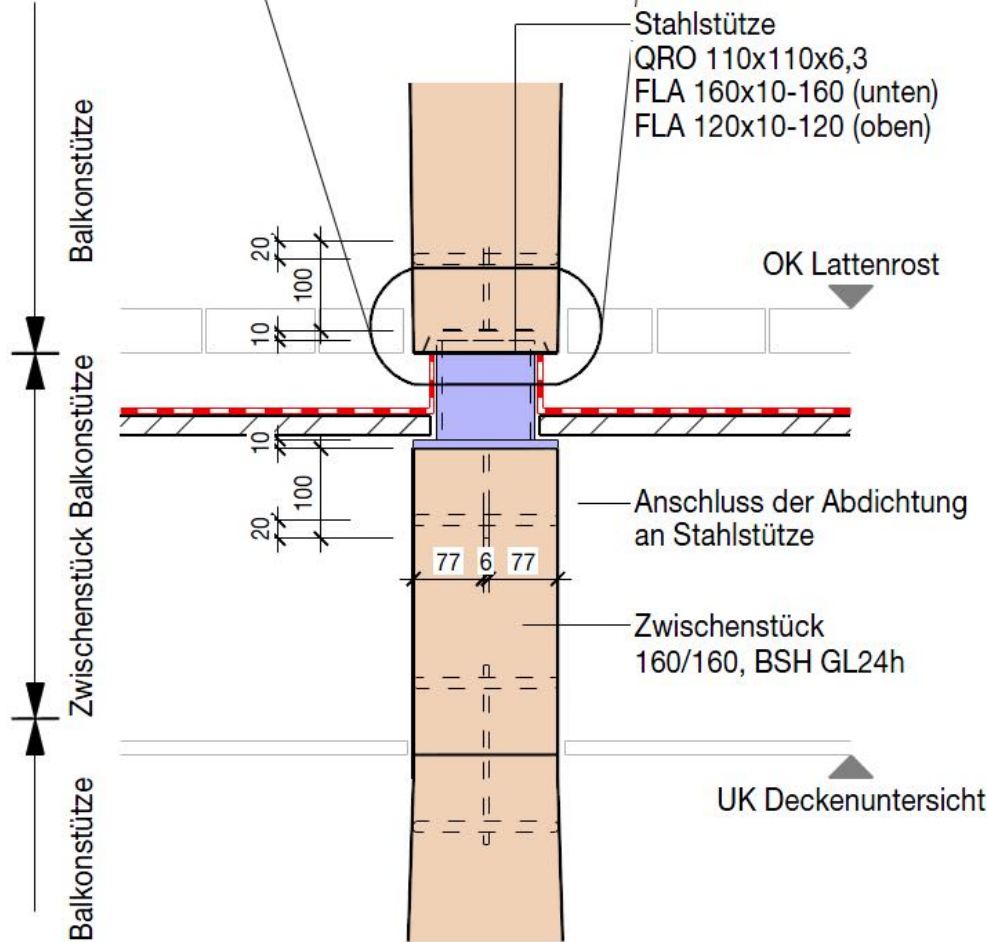
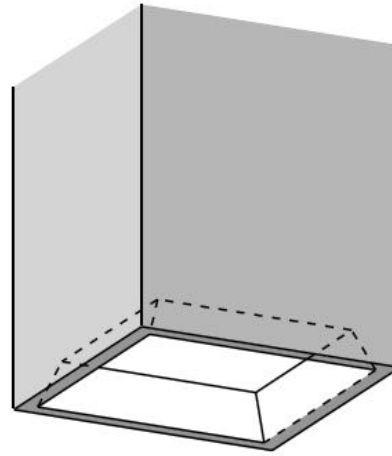
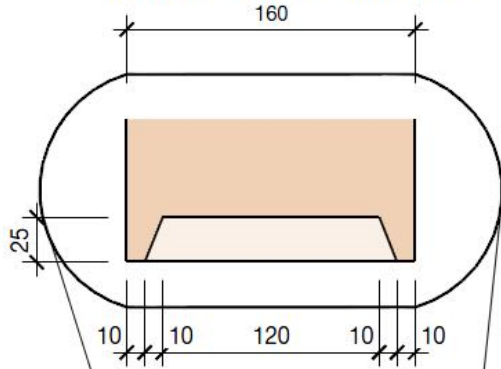
Projekte

Nr.	Projekt	Typ	Material	Spannweite	Achitekt	Jahr
1	Elobau Mitarbeiterhaus	1	Holz	1,1-2,0 m	F64 Architekten, Kempten	2020
2	Wien Gleis 21	1	Beton	2,1-3,0 m	einszueins architektur, Wien	2019
3	Zug Hochhaus Pi (Wettbewerb)	1	Beton	keine Angaben	Dietrich Untertrifaller Architekten, Bregenz	keine Angaben
4	Arlinger Pforzheim	1	Holz/Beton	0-1,0 m	Peter W. Schmidt, Pforzheim	keine Angaben
5	Seniorenheim Hallein	1	Holz	> 3,0 m	sps Architekten, Thalgau	2013
6	München Mustersiedlung Prinz Eugen Park - WA 15 Wes	1	keine Angaben	keine Angaben	H2R Architekten und Stadtplaner, München	keine Angaben
7	Herrsching Gymnasium	2	Stahl	1,1-2,0 m	schürmann dettinger architekten, München	keine Angaben
8	Hugo Boss Coldrerio	2	Stahl	2,1-3,0 m	Matteo Thun, Mailand	2006



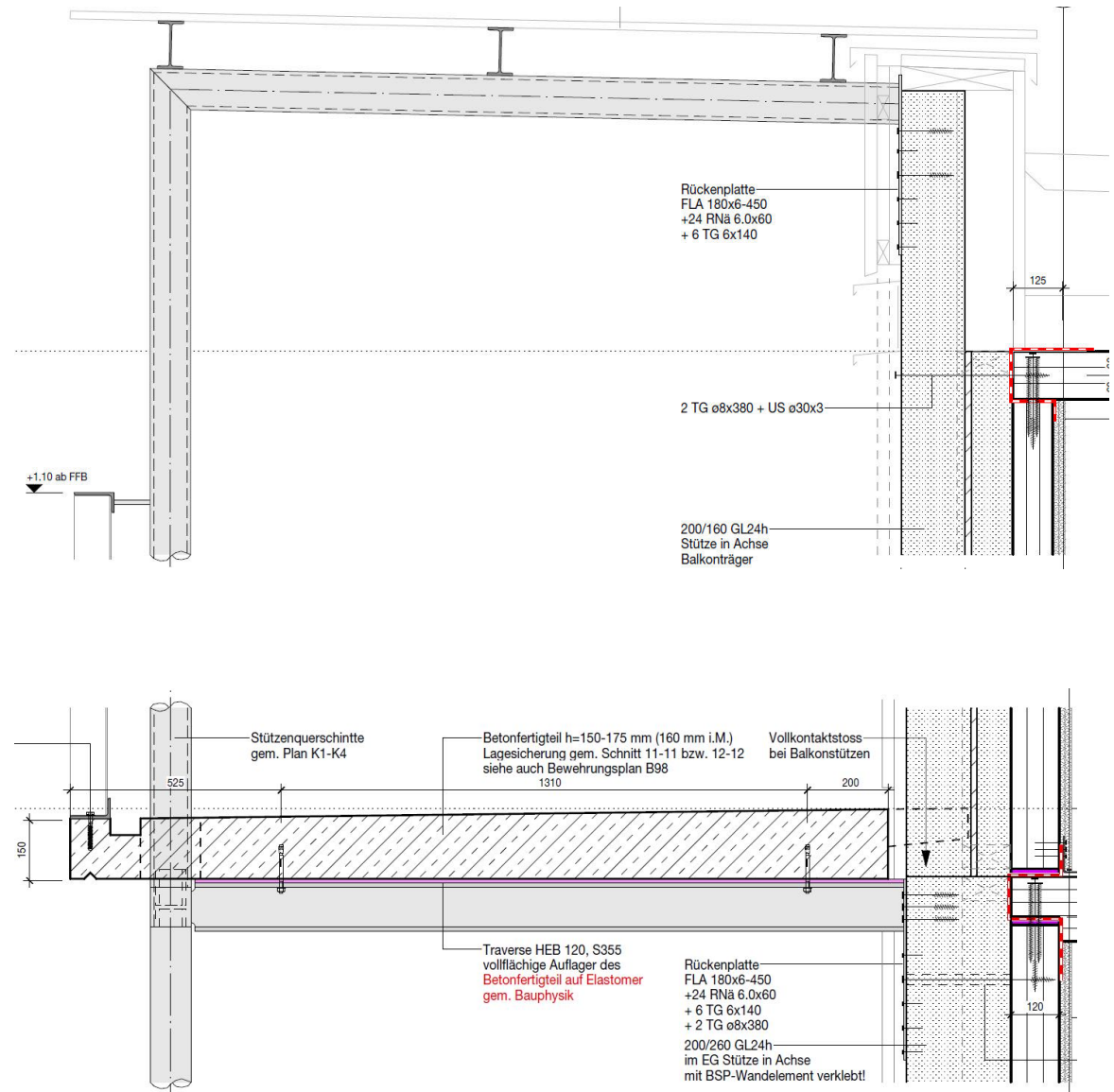
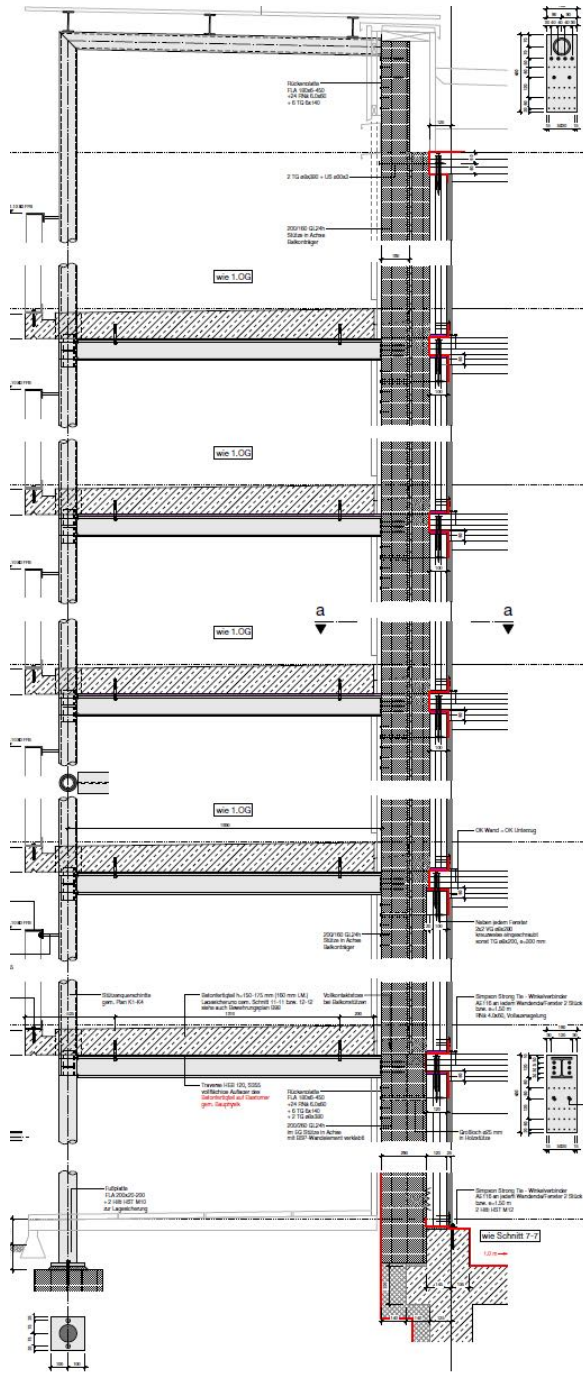


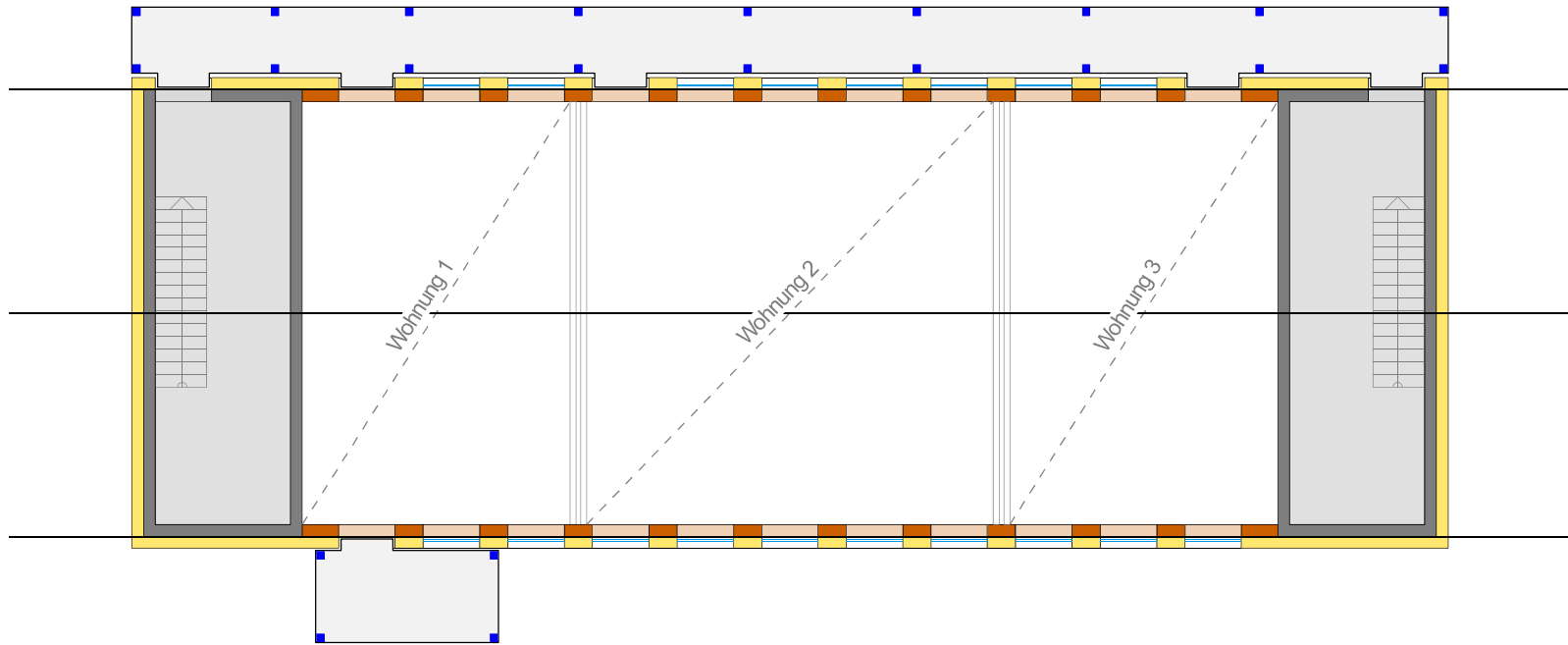
Detail Stützenfuss

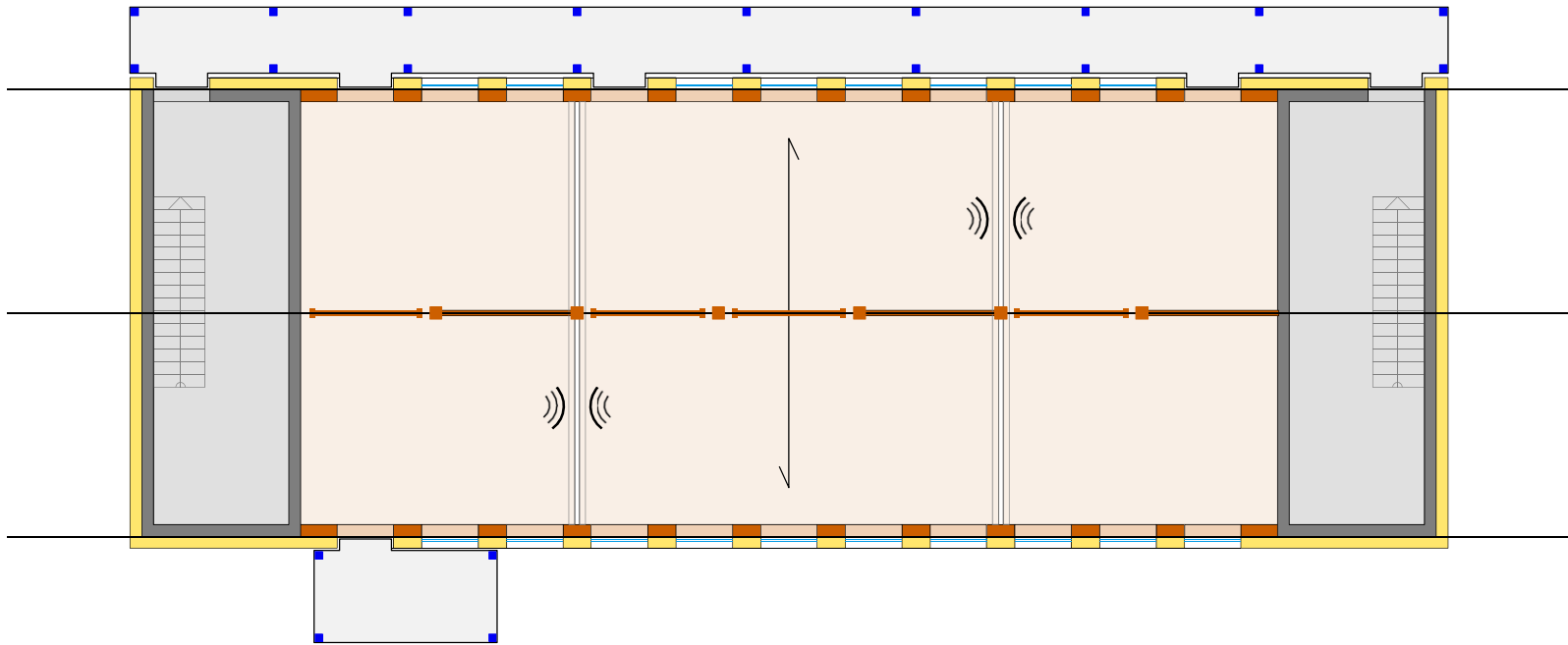


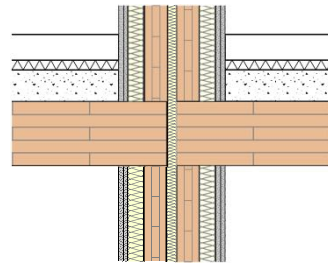
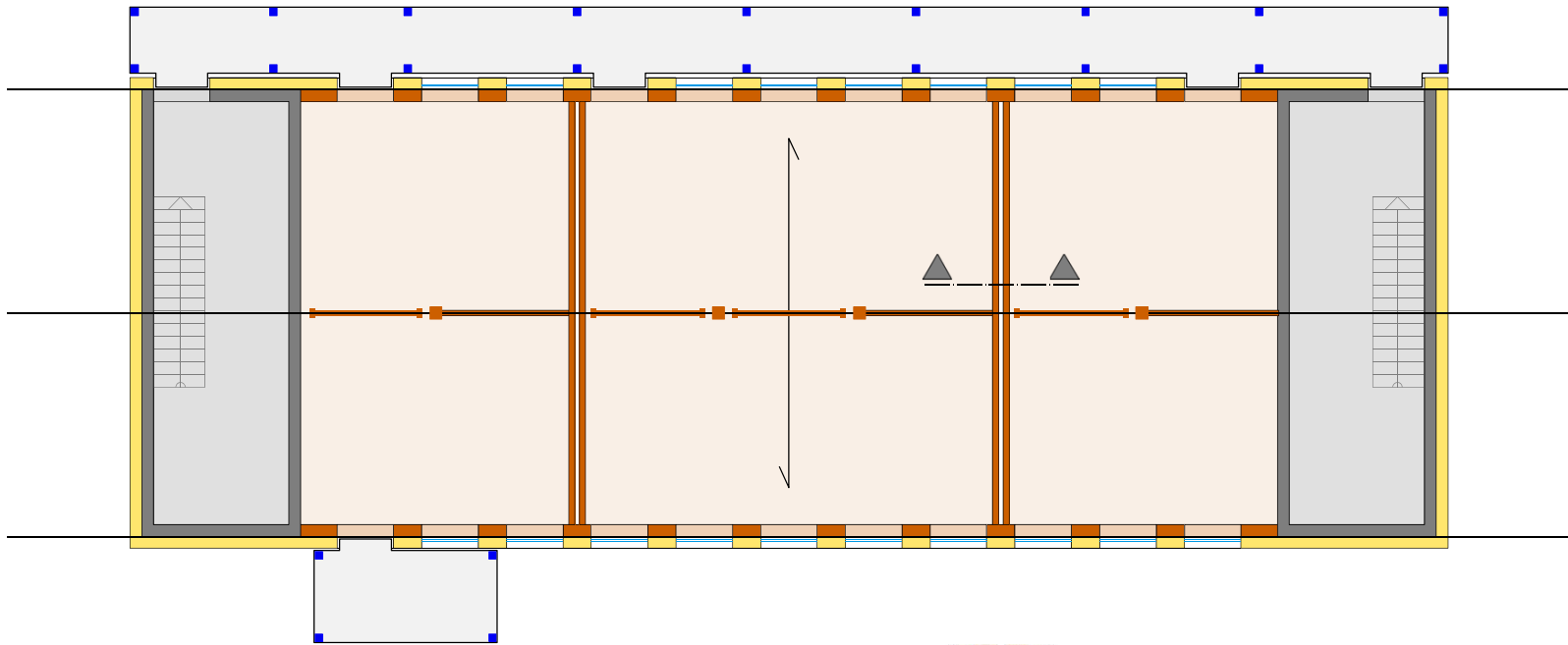


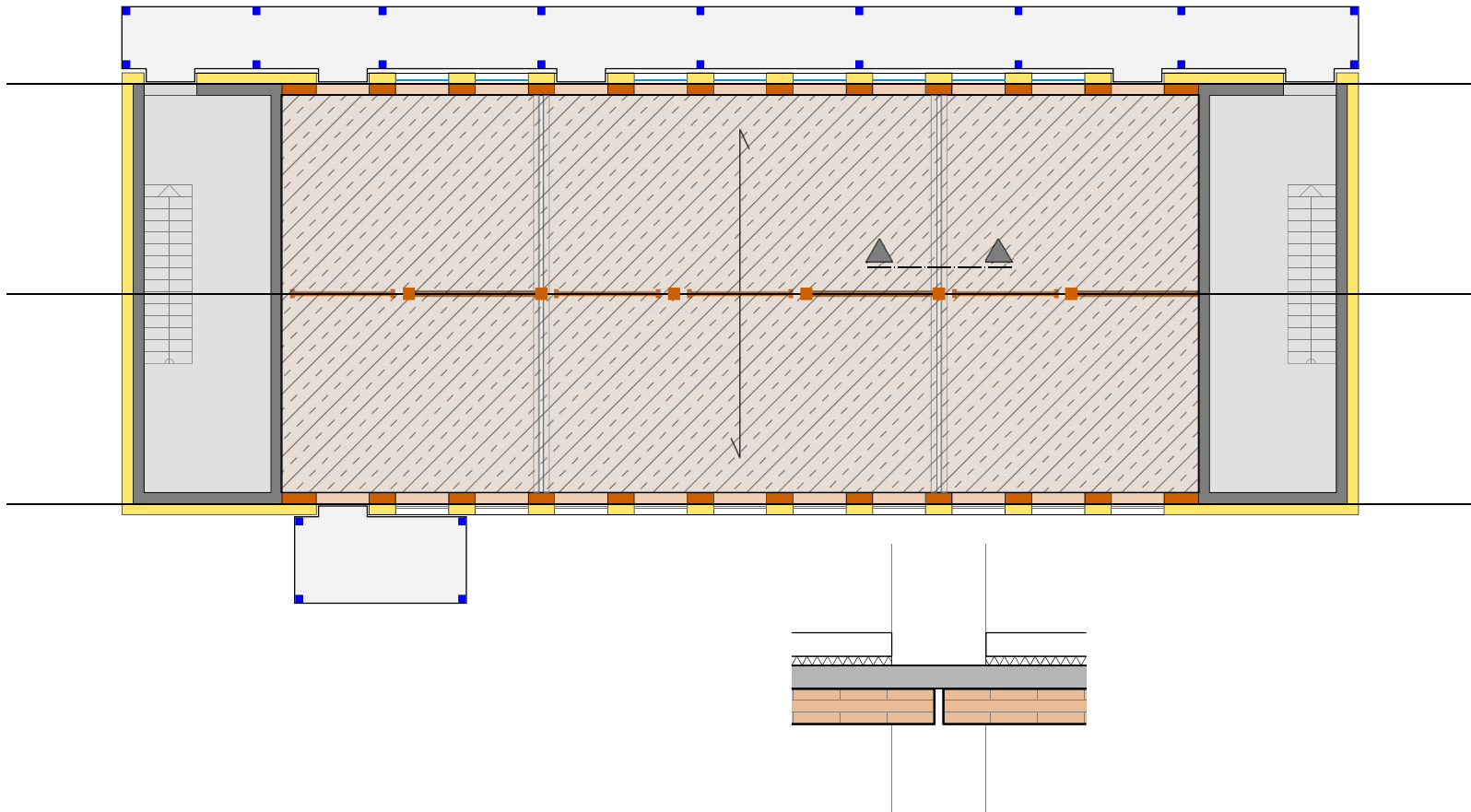















Teamhaus Hotel Löwen, Schruns

Architekt: bauwerkarchitektur, Bürs





Hummelkaserne, Graz

Architekt: sps architekten, Thalgau



Mitarbeiterhaus elobau, Leutkirch

Architekt: F 64 Architekten, Kempten



Cronstetten, Frankfurt

Architekt: White Arkitekter, Stockholm



Suurstoffi, Rotkreuz

Architekt: Müller Siegrist, Zürich

